



District Report Card: 2017


State: West Bengal	District: Puruliya
Class: 5	Subject: Language
Schools: 61	Students: 1179


Participation/Coverage


Students

<div>GENDER</div> <div></div>	Boys		Girls	
	Number	%	Number	%
	619	52.50	560	47.50

<div>AREA</div> <div></div>	Rural		Urban	
	Number	%	Number	%
	1058	89.74	121	10.26

<div>CATEGORY</div> <div></div>	SC		ST		OBC		GEN	
	Number	%	Number	%	Number	%	Number	%
	277	23.49	257	21.80	447	37.91	198	16.79

<div>CWSN</div> <div></div>	LD	VI	HI	S&LD	ID	Oth
	1	5	2	2	0	1

<div>Management</div> <div></div>	Government		Government-aided	
	Number	%	Number	%
	63	5.34	1116	94.66

Average Performance of Students in Language (%)

Overall	Gender		Area		Management		Social Group			
	Male	Female	Rural	Urban	Govt.	Aided	SC	ST	OBC	GEN
52.17	51.38	53.05	51.96	54.05	54.60	52.04	51.31	48.43	52.44	57.64

Performance on Learning Outcomes (LOs)

Learning Outcomes	Description	Average Performance(%)
L504	Reads and comprehends independently storybooks, news items/ headlines, advertisements etc.	46.84
L508	Reads text with comprehension, locates details and sequence of events	54.84

Range of Performance of Students who Answered Correctly							
Below 30%		30% - 50%		50% - 75%		Above 75%	
Number	%	Number	%	Number	%	Number	%
231	19.59	341	28.92	397	33.67	210	17.81

Lowest Performing Learning Outcomes (LOs)

- 1 - Reads and comprehends independently storybooks, news items/ headlines, advertisements etc. (46.84)
- 2 - Reads text with comprehension, locates details and sequence of events (54.84)